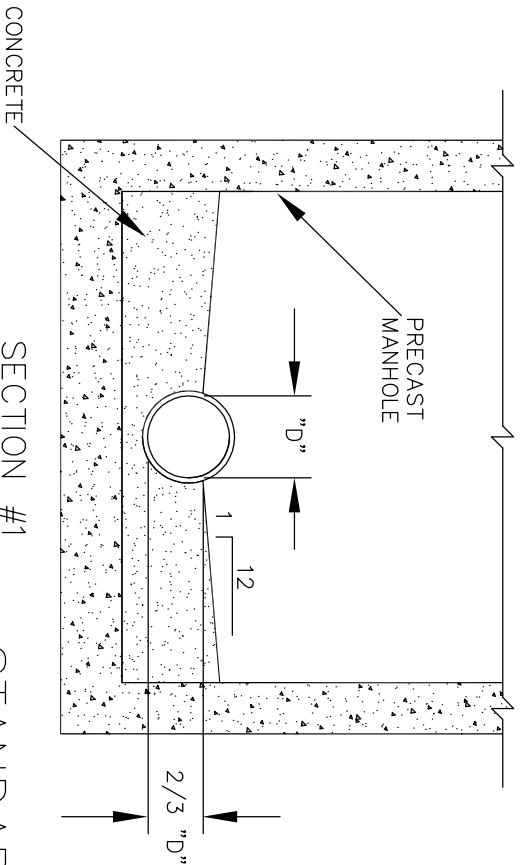
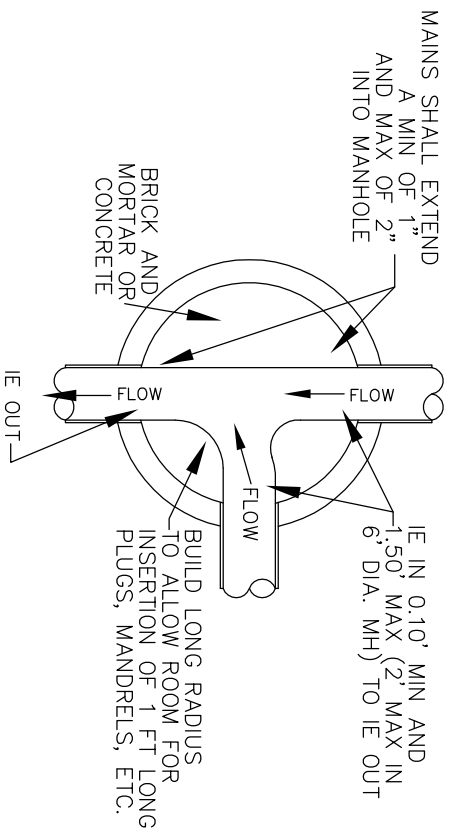


CHANNELS SHALL BE FORMED TO ALLOW TESTING MANDREL TO BE INSERTED OR REMOVED INTO PIPES

PLAN VIEW #1



SECTION #1



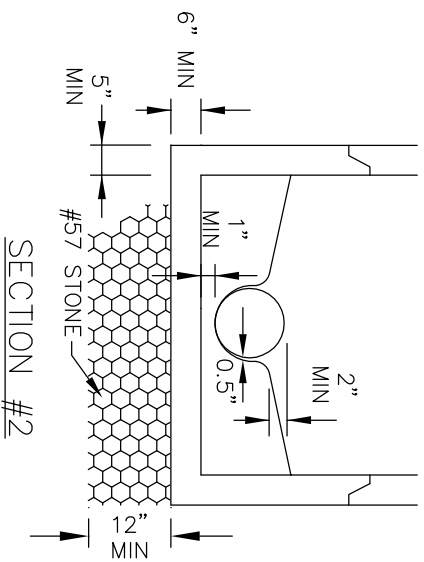
MAINS SHALL EXTEND A MIN OF 1" AND MAX OF 2" INTO MANHOLE

IE IN 0.10' MIN. AND 1.50' MAX (2' MAX IN 6' DIA. MH) TO IE OUT

BRICK AND MORTAR OR CONCRETE

BUILD LONG RADIUS TO ALLOW ROOM FOR INSERTION OF 1 FT LONG PLUGS, MANDRELS, ETC.

PLAN VIEW #2



SECTION #2

STANDARD MANHOLE CHANNEL AND BENCH

NCSD. STANDARD DETAILS

MANHOLE CHANNEL & BENCH DTLS.

NORTH CHARLESTON SEWER DISTRICT
 7255 STALL ROAD, NORTH CHARLESTON, SC 29406
 PH: (843) 764-3072 FAX: (843) 764-2655

REV. DATE: 3-2-2011

DWG#:

GS-014